

Customer \_\_\_\_\_ Customer P.O. Number \_\_\_\_\_

Job \_\_\_\_\_

Written by \_\_\_\_\_ Date \_\_\_\_\_

Approved by \_\_\_\_\_ Date \_\_\_\_\_

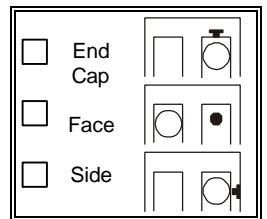
#	TAG	QTY	MODEL NUMBER						HAND Left, Right Universal
			TYPE	FPI	ROWS DEEP	FIN	FH	FL	
1									
2									
3									
4									

#	DIMENSIONAL DATA															
	CONNECTION							H	I	J	L	M	FLANGES			W
	SIZE	A	B	C	D	E	F						R	S	T	
1																
2																
3																
4																

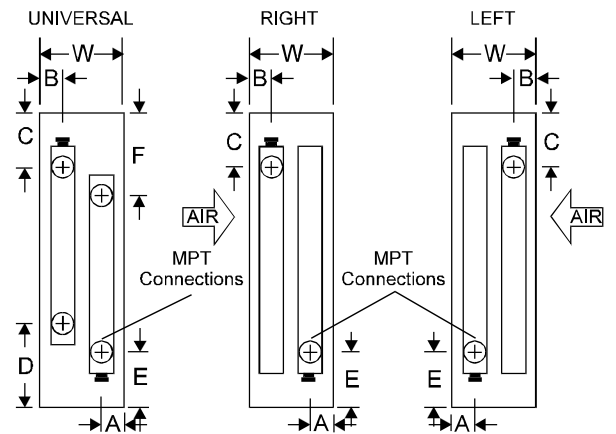
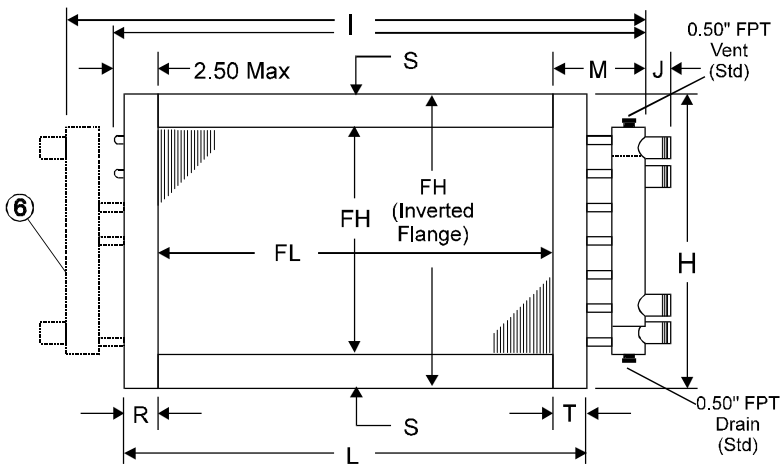
MATERIALS OF CONSTRUCTION	
FINS	AL CU CS St Stl
TUBES	CU CuNi CS St Stl
HEADERS	Cu CuNi Carbon Stl St Stl
CONN	CS Red Brass Cu Sweat St Stl
CASING	AL Galvanized Steel CU Stainless Steel

GENERAL OPTIONS	
<input type="checkbox"/>	Inverted Flanges
<input type="checkbox"/>	End Plates Only
<input type="checkbox"/>	Label Kit
<input type="checkbox"/>	Mounting Holes
<input type="checkbox"/>	Phenolic Coating
<input type="checkbox"/>	Turbospirals

CONN. & V/D OPTIONS	
<input type="checkbox"/>	End Cap 0.125" Tee
<input type="checkbox"/>	Face 0.50" FPT Cpl.
<input type="checkbox"/>	Face 0.25" Tee
<input type="checkbox"/>	Face 0.50" MPT 7" Ext.
<input type="checkbox"/>	Side 0.50" FPT
<input type="checkbox"/>	FPT Connections



**REMARKS:**



**GENERAL NOTES**

	_ 48	> 48 ≤ 96	> 96 ≤ 144	> 144
Tube Supports	0	1	2	4